



Larkspur-Corte Madera School District

Building Community

LARKSPUR-CORTE MADERA SCHOOL DISTRICT

BUDGET 101

DISTRICT STRATEGIC PRIORITIES

- Foster healthy, inclusive, respectful, and safe learning environments. Promote the social, emotional, and intellectual growth of all community members.
- Inspire academic growth and civic responsibility through a rigorous, inquiry-based curriculum that is engaging and personalized.
- **Attract, cultivate, and retain innovative, inspirational educators.**
- **Sustain the fiscal integrity and stability of the district.**
- Facilitate collaborative partnerships between students, families, schools, and community.

MAINTAINING FISCAL SOLVENCY

- Multi-year projections (MYP): Accurately predicting revenue and expenditure assumptions
- Maximize state and local revenue
- Controlling expenditures

PRE & POST PROP 13

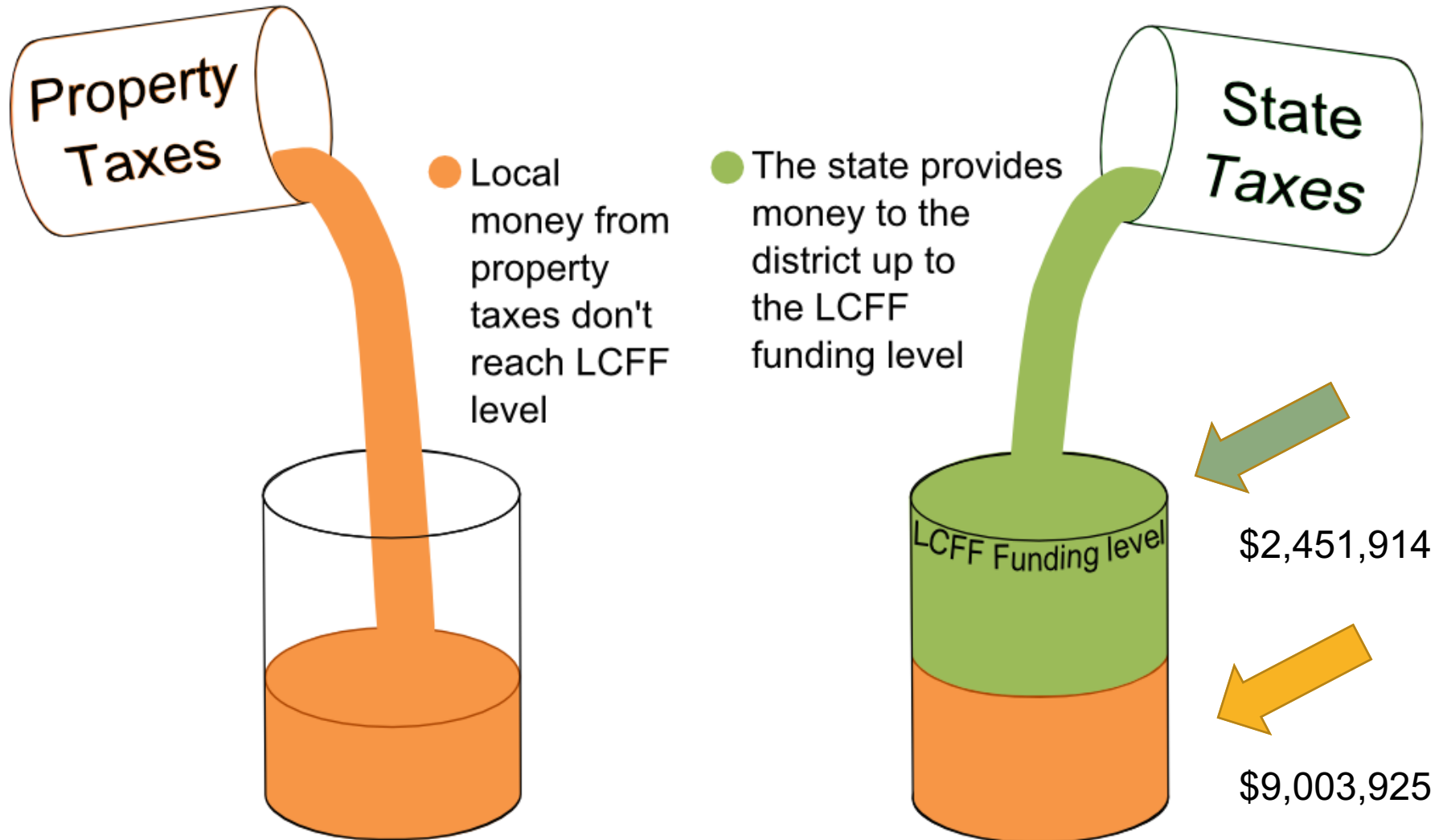
Pre – Prop 13

- 2/3 property taxes went to school districts
- Local role in funding schools
- Disproportionate funding from district to district

Post – Prop 13

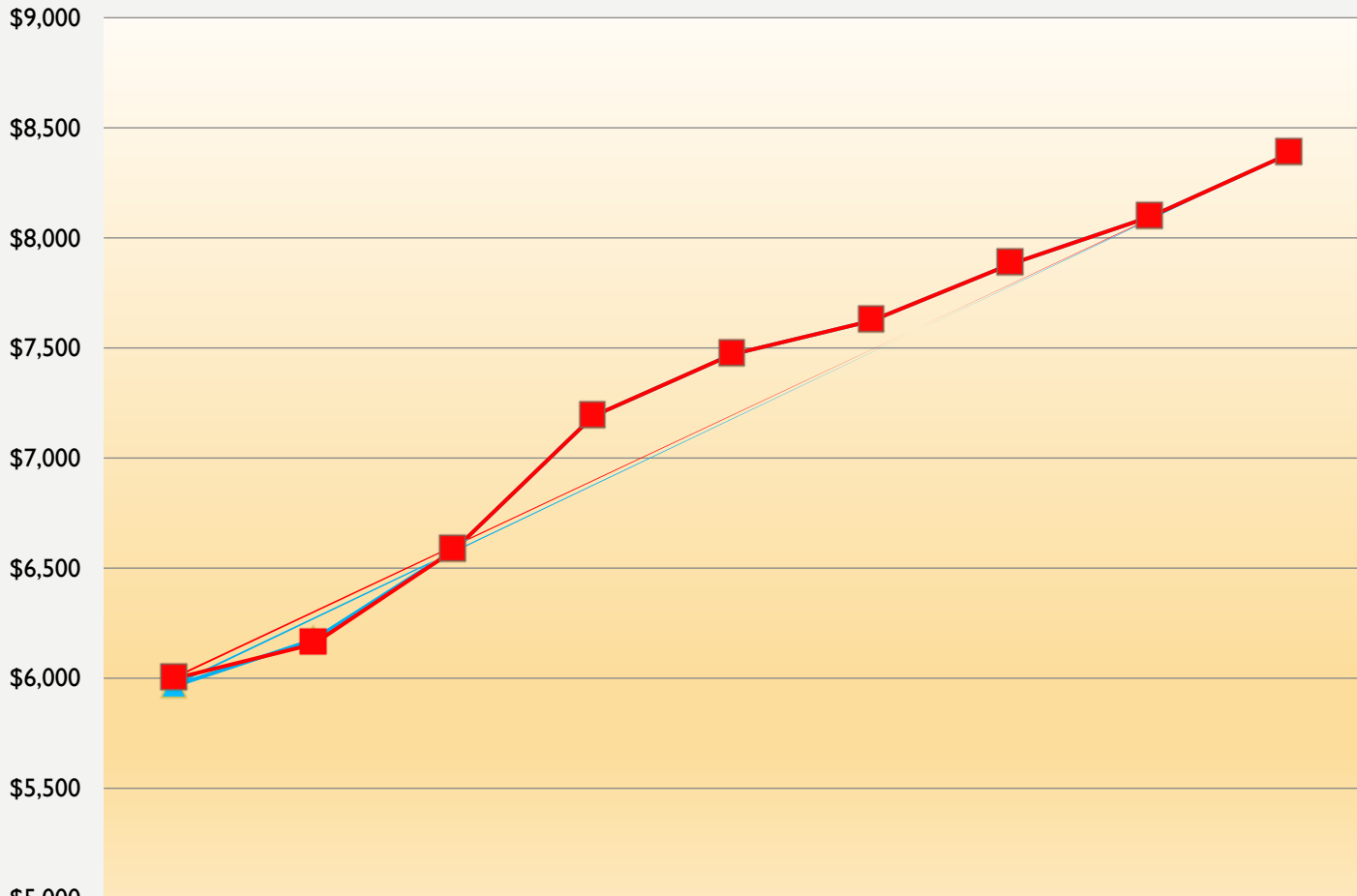
- Schools lost 1/3 of their budget overnight (9 billion to 6 billion)
- State role in funding schools
- CA ranks 46th in per pupil spending (EdWeek, 2017)

District Funding Under LCFF =



LCMSD

LCFF ENTITLEMENT PER ADA



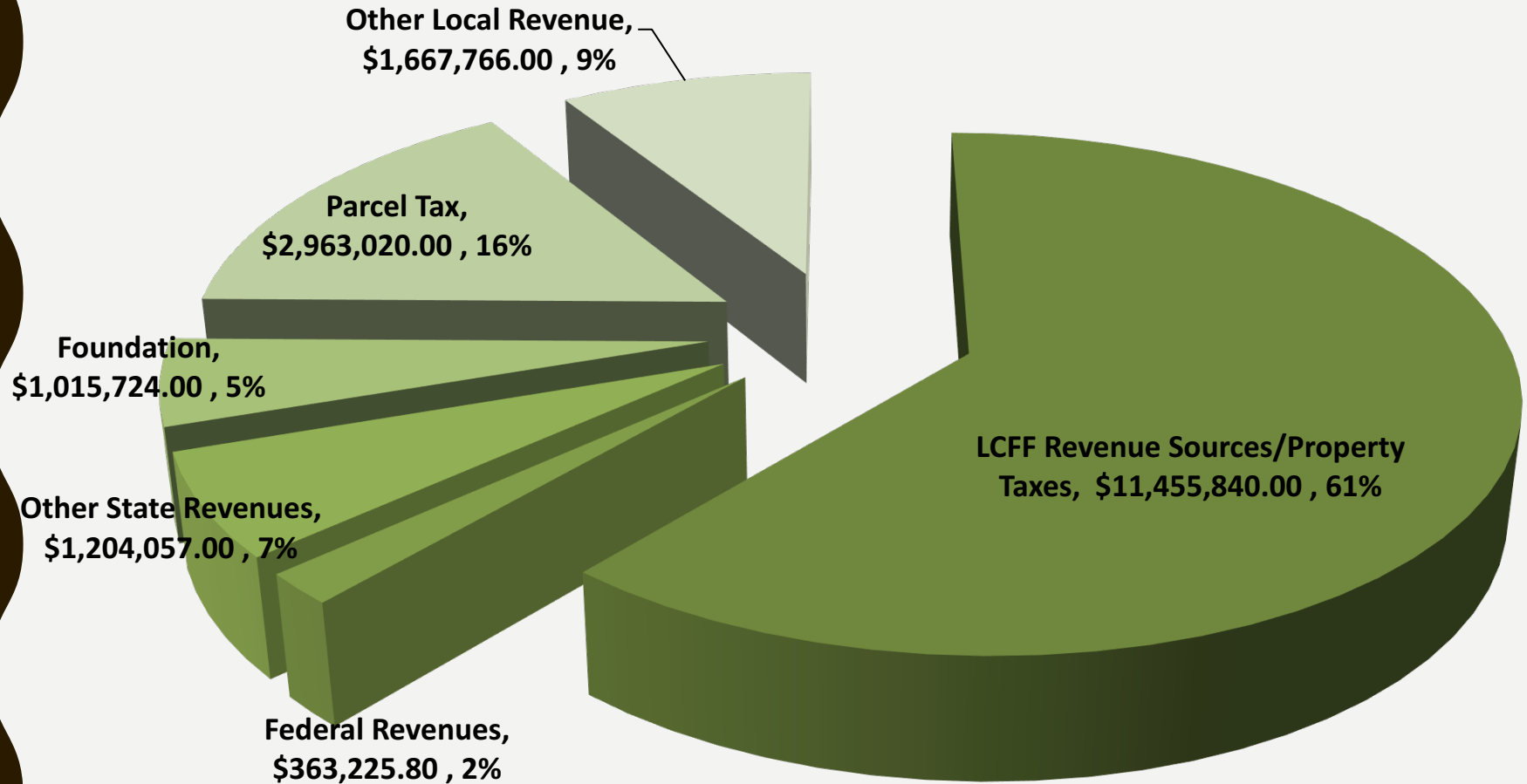
▲ Estimated LCFF Sources per ADA
■ Entitlement per ADA

▲ Estimated LCFF Sources per ADA ■ Entitlement per ADA

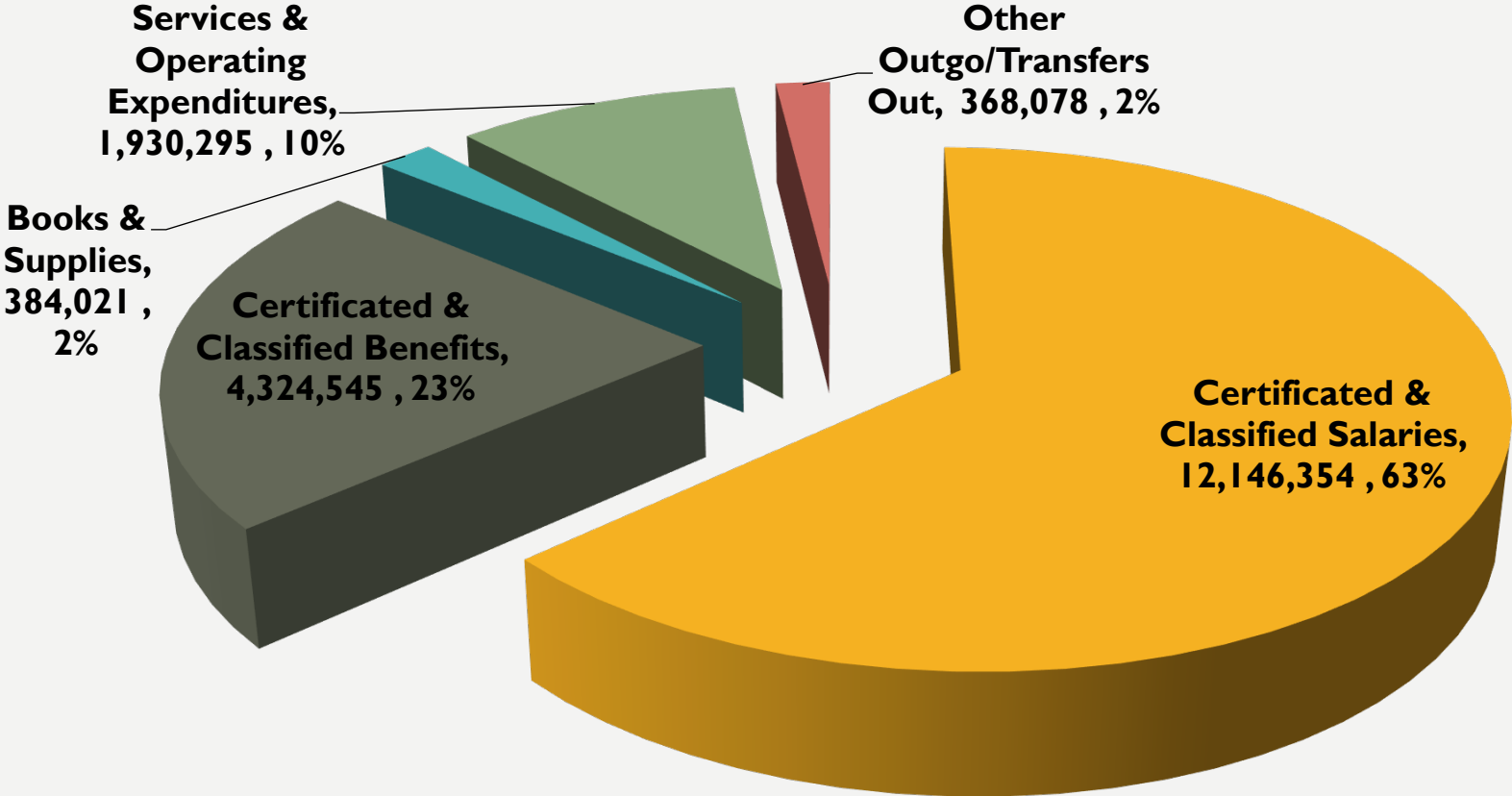
OTHER SOURCES OF REVENUE

- Parcel tax
- Foundation
- Leases
- Bond

GENERAL FUND REVENUE - 2017-18 ADOPTED BUDGET

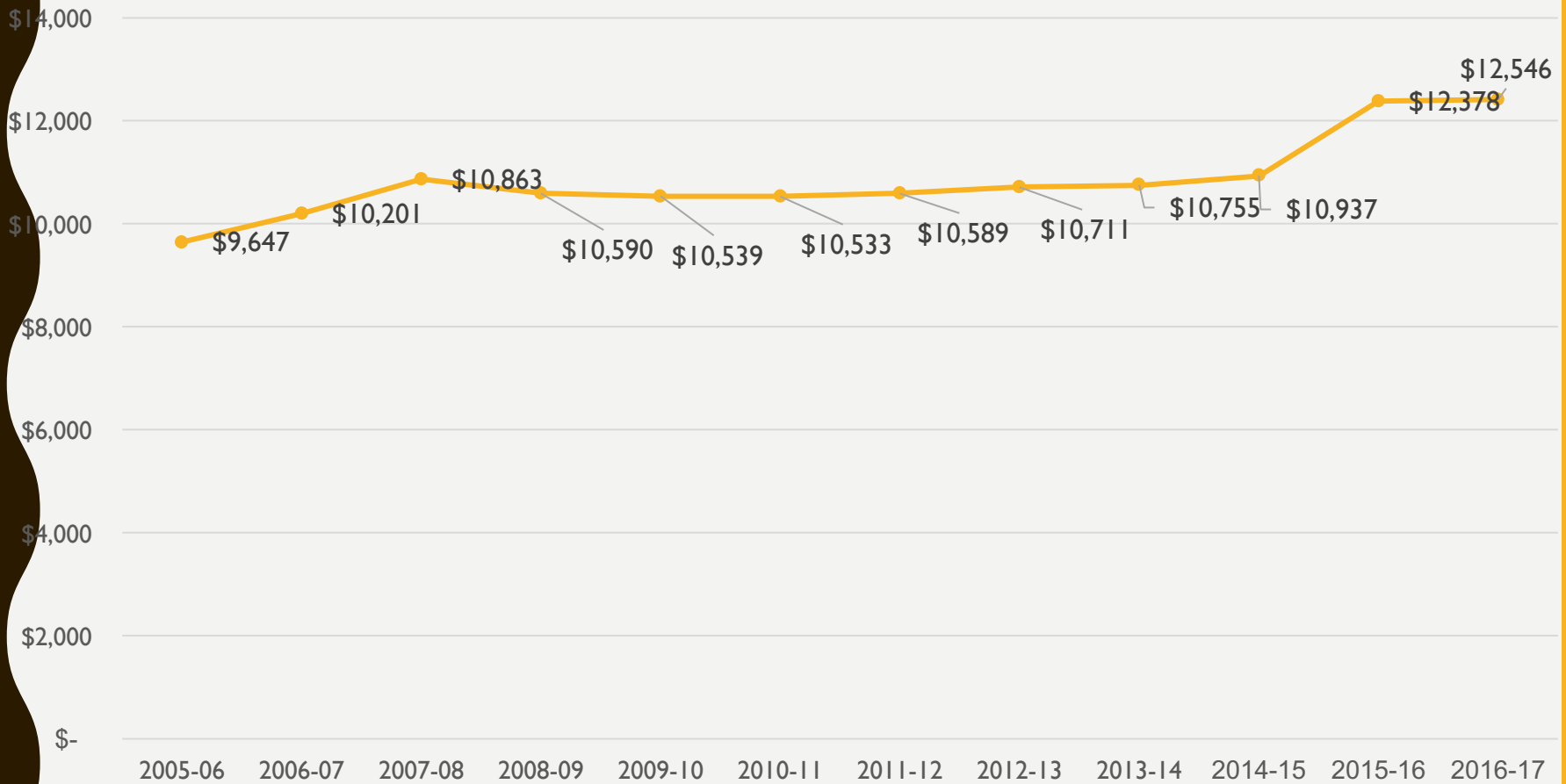


USE OF GENERAL FUNDS 2017-18 ADOPTED BUDGET



EXPENDITURE PER ADA

Expenditures Per ADA



SPENDING PER PUPIL

District	ADA	Spending per Pupil
Los Alamitos	9,656	\$10,374
La Canada	3,988	\$11,187
Manhattan Beach	6,613	\$11,291
LCMSD	1,551	\$12,546
San Marino	3,048	\$13,208
Edina, MN	8,500	\$13,874
Piedmont	2,628	\$15,002
Palo Alto	11,805	\$18,952
Laguna Beach	2,895	\$19,335
Highland Park, TX	7,091	\$19,614
Ross	372	\$19,926
New Trier, IL	4,241	\$25,006

ACHIEVEMENT

District	ELA	Math
Weaver Elementary (Los Alamitos USD - Orange County)	94%	95%
La Canada	86%	84%
Manhattan Beach	84%	74%
LCMSD	79%	69%
San Marino	91%	86%
Piedmont	86%	84%
Palo Alto	82%	81%
Laguna Beach	82%	72%
Ross	87%	79%

COMPONENTS OF HIGH PERFORMERS

- Professional development
- Aligning research with practice
- Personalized learning

LCFF

- Kinder: 31-33 Students
- Grades 1-3: 30-32 Students
- Grades 4-8: 29 – 40 Students
- No music, art, library, PE teachers K-5
- No World Language, library, vice principal and limited art and music at Hall
- Limited to no counseling

Parcel Tax & Other Revenue

- Lower class size
- Technology
- World Language and PE teachers
- Librarian
- Counselors
- Hall vice principal
- classroom aides

PTA/PTO

- Supplies
- Release time for professional development
- offset fieldtrip costs

SPARK

- Technology specialists
- Social Emotional Learning
- Art and music teachers
- Science and art materials
- Outdoor Ed.**

WHAT WE CAN DO AS A COMMUNITY

- Focus and prioritize
- Support - SPARK and parcel tax are LCMUSD's lifeline
- Educate and engage